

SOW 6th-12th Skill Level Worksheets (7 Sample Masters)

SOW (Student Of the Word):
A Bible Centered K-12th Curriculum

FOR PUBLIC RELEASE

Dear SOWer,

Our heart's desire is that every Christian family disciple their children, not just educate them. This is why, by God's grace, we developed for our family and others... SOW (Student Of the Word): A Bible Centered K-12th Curriculum; the goal is to know God; the method is discipleship, and the Bible is the main text.

Since our last of five children graduated in 2010, we now have the time to mentor SOW families and update the SOW Curriculum. Our plans are to develop and update student skill level worksheets with student samples, instructional DVDs, TE/SE lessons with charts, and a resource list for skill levels ... K-5th, 6th-12th, and Advanced.

These K-5th, 6th-12th, and Advanced skill level worksheets with samples are PDF files (ebooks) delivered by secure email. Each set contains 40-60 master worksheets and its coordinating sample worksheets. They are designed to make implementing the SOW Curriculum easier for the student and the teacher. The skill level worksheets are to be used according to each student's grade or skill level. The student's grade or skill level is the student's instructional level (The student is physically, mentally, emotionally, and academically ready to learn and be taught by repeating concepts and skills for mastery.). If you know your student's grade level, simply use the worksheets in that grade level for every subject. If you do not know your student's grade level, you must determine the student's grade or skill level for each subject. We encourage you to use the SOW recommended Brigance Diagnostic Test to find each student's grade or skill (instructional) level. Since students can cross grade or skill levels, any of these two sets of worksheets can be used by any one student in any subject. For example, a nine year old or third grader can use the K-5th writing worksheet and the 6th-12th spelling worksheet.

These new beta (test version) SOW skill level worksheets are being created and updated, continuously, as we receive feedback from SOW users. Those, who purchase any new SOW beta material and give us feedback, will receive free updates, as available, and a discount when finally published. Please rate each worksheet from 1-5 on appearance, implementation, thoroughness, content, explanatory, etc., and send us your comments, ideas, corrections, suggestions concerning these worksheets. If you need help implementing these skill level worksheets, contact Merle Reece ... merle@sowcurriculum.com or 1-225-590-3444.

May God Bless,
Merle Reece
www.sowcurriculum.com

Check the author's blog weekly for updated articles... <http://sowcurriculum.com/blog/>

How to use the SOW 6th-12th Skill Level Worksheets:

6th-12th students are considered independent students requiring teacher supervision and instruction, when needed. Therefore the teacher and student will follow a weekly schedule and a specific scope and sequence and use lessons included in the teacher and student edition. The teacher edition also includes a recommended resource to be used with each subject. The students will use specific skill level worksheets for each subject to complete a lesson in every subject. Important: Before using the SOW skill level worksheets, you should make a CD of these worksheets to save for back up use.

Suggestions for using these 6th-12th skill level worksheets...

- 1. Copy & put all the skill level worksheets in binders for each of your K-5th students to follow each day; students put answers in a regular lined notebook, not on worksheets. (Use this option, if you are on a tight budget or do not have easy access to a copy machine.)**

AND/OR

- 2. Copy specific worksheets as needed each week, place them in a pocket folder for each of your K-5th students to use and complete during the week; when lessons are finished each week, store completed worksheets in a large binder (add pictures to make a SOW scrapbook/yearbook at the end of each year for display).**

NOTE: Master and sample skill level worksheets are in separate PDF files. All samples correlate with a master worksheet and with a specific lesson. The volume, lesson number, and Bible reference will be noted at the top of each sample worksheet.

6th -12th Weekly Schedule

Subject	Monday	Tuesday	Wednesday	Thursday	Friday
Na-Family Devotion	Na-Family Devotion	Na-Family Devotion	Na-Family Devotion	Na-Family Devotion	SOW Co-op: *Class: SOW Subject &/or SOW Elective *Recreation : PE/Sports &/or Field Trips
PRAyer	Praise	Repent	Ask	Yield	
Bible	NA- Reading	Topic	Character	Setting	
	Outline	Vocabulary	Application	Penmanship/ Memory	
	+Writing	Spelling	Literature	+English	
*Math	*Math	*Math	*Math	*Math	
** Science	Topic	Illustration	Observations	Experiment and/or Project	
** History	Report Missions Religion	Biography Government Military	Map Timeline Family Tree	Culture Art Project	
** Geography	Report Missions Religion	Biography Government Military	Map Timeline Facts	Culture Art Project	
Na-Check Out	Na-Check Out	Na-Check Out	Na-Check Out	Na-Check Out	
Na-PE	Na-PE	Na-PE	Na-PE	Na-PE	TGIF

*Math not included in SOW. NA- not available as worksheets, but included in the SOW.

**Science (1 week), History (3 weeks), & Geography (3 weeks) are unit studies that alternate (see scope & sequence). +Writing...Choose only one worksheet that correlates with each week's lesson. SOW Co-op - families get together to share a SOW subject & then play a team sport and/ or play on play ground. TGIF (Thank God It's Friday) – family time to be used as an outreach to family, friends, neighbors, etc. sharing testimonies, talents, gospel message, skit, play games, family movie, etc..

Table of Content

SOW PRAYER Letter.....	6
SOW BIBLE: Outline.....	7
SOW BIBLE: Character.....	8
SOW BIBLE: Topic.....	9
SOW BIBLE: Setting.....	10
SOW BIBLE: Application.....	11
SOW BIBLE: Vocabulary.....	12
SOW BIBLE: Penmanship/Memory.....	13
SOW SPELLING.....	14
SOW MEMORY.....	15
SOW ENGLISH: Parts of Speech.....	16
SOW ENGLISH: Capitalization/Punctuation.....	17
SOW ENGLISH: Sentence.....	18
SOW WRITING: Paragraph.....	19
SOW WRITING: Letter.....	20
SOW WRITING: Poetry.....	21
SOW WRITING: Narrative.....	22
SOW WRITING: News/Journal.....	23
SOW SPEECH.....	24
SOW LITERATURE.....	25
SOW SCIENCE: Topic.....	26
SOW SCIENCE: Diagram.....	27
SOW SCIENCE: Observations.....	28
SOW SCIENCE: Experiment.....	29
SOW SCIENCE: Project.....	30
SOW HISTORY: Quote.....	31
SOW HISTORY: Map.....	32
SOW HISTORY: Report.....	33
SOW HISTORY: Biography.....	34
SOW HISTORY: Culture.....	35
SOW HISTORY: Timeline.....	36
SOW HISTORY: Art.....	37
SOW HISTORY: Missions.....	38
SOW HISTORY: Government.....	39
SOW HISTORY: Military.....	40
SOW HISTORY: Religion.....	41
SOW HISTORY: Family Tree.....	42
SOW HISTORY: Project.....	43
SOW GEOGRAPHY: Quote.....	44
SOW GEOGRAPHY: Map.....	45
SOW GEOGRAPHY: Report.....	46
SOW GEOGRAPHY: Biography.....	47
SOW GEOGRAPHY: Culture.....	48
SOW GEOGRAPHY: Timeline.....	49
SOW GEOGRAPHY: Art.....	50
SOW GEOGRAPHY: Missions.....	51
SOW GEOGRAPHY: Government.....	52
SOW GEOGRAPHY: Military.....	53
SOW GEOGRAPHY: Religion.....	54
GEOGRAPHY: Facts.....	55
SOW GEOGRAPHY: Project.....	56
SOW ELECTIVE.....	57

Name: _____ Date: _____


SOW PRAYER: LETTER (Vol: Sc&Se Lesson # Bible) _____

*Choose kind of PRAYER: Praise, Repent, Ask, or Yield _____

*Greeting: Choose any name for God that is found in the Bible...

Dear _____,

***Body: Write a letter to God in full sentences and be specific.**



***Closing: Write a closing such as Love you, Forever grateful, Your son/daughter, other & your name...**

Your name: _____

***Use any Bible, recommended text, encyclopedia, or internet for this lesson.**

Name: _____ Date: _____

SOW BIBLE: TOPIC (Vol: Sc&Se Lesson # Bible) _____

***What is the topic (define)?**

***Who is the topic about?**

***Where & when is this taking place?**

***Why is this the topic?**

FOR PUBLIC RELEASE

***Lesson I learned from this topic:**

***Scripture that applies to this topic:**

***Use any Bible, recommended text, encyclopedia, or internet for this lesson.**

Name: _____ Date: _____

SOW WRITING: Paragraph (Vol: Sc&Se Lesson # Bible) _____

*Kind of Writing: Explanatory, Persuasive, Narrative, Biography, other: _____

*Subject/Topic: _____

*Research: What source did you use for information: _____

*Note Taking: Select and write 5 key words per sentence from source used on each line below...

- 1. _____
- 2. _____
- 3. _____
- 4. _____
- 5. _____

*Outline: Title = subject; I. = one major thought /fact; A., B., C. = three minor thoughts/facts about I....

Title _____

I. _____

A. _____


B. _____

C. _____

*Paragraph: Title –Rename subject; Write in sentences...Introduction= one major thought/fact about subject; Body = three minor thoughts/facts about subject; Conclusion = use a scripture or quote that applies to subject.

Title: _____

Introduction: _____



Body: _____

Conclusion: _____

*Edit: Check for clarity, spelling, & grammar errors.

*Use any Bible, recommended text, encyclopedia, or internet for this lesson.

Name: _____ Date: _____

SOW LITERATURE (Vol: Sc&Se Lesson # Bible) _____

*Title: _____

*About the Author: _____

*Main setting (when and where)... _____

*Main character (facts, traits, features, family, etc.)... _____

*Main topic/theme (Define & explain why)... _____

*Main event (conflict, choice, consequence) or Main fact... _____

FOR PUBLIC RELEASE

Main quote (Underline one literary style (simile, cliché, irony, alliteration, personification, etc. used in this quote)...

*Main lesson learned... _____

Main Scripture that applies... _____

*Use any Bible, recommended text, encyclopedia, or internet for this lesson.

Name: _____ Date: _____

SOW SCIENCE: Experiment (Vol: Sc&Se Lesson # Bible) _____

***Subject:** _____

***The Experiment:** _____

***What am I trying to prove:**

***How did I prove or not prove:**

Date/Time:	Material:	Method:	Observation:



***What did I prove:**

***Scripture that applies:**

***Use any Bible, recommended text, encyclopedia, or internet for this lesson.**

Name: _____ Date: _____

SOW HISTORY: Timeline (Vol: Sc&Se Lesson # Bible) _____

*Subject: _____

BIBLE:	WORLD:
Date:	Date:
Event/Person/Fact:	Event/Person/Fact:
Date:	Date:
Event/Person/Fact:	Event/Person/Fact:
Date:	Date:
Event/Person/Fact:	Event/Person/Fact:
Date:	Date:
Event/Person/Fact:	Event/Person/Fact:
Date:	Date:
Event/Person/Fact:	Event/Person/Fact:
Date:	Date:
Event/Person/Fact:	Event/Person/Fact:
Date:	Date:
Event/Person/Fact:	Event/Person/Fact:
Date:	Date:
Event/Person/Fact:	Event/Person/Fact:

FOR PUBLIC RELEASE

©SQW Curriculum 2013

*Use any Bible, recommended text, encyclopedia, or internet for this lesson.

Name: _____ Date: _____

SOW GEOGRAPHY: Map (Vol: Sc&Se Lesson # Bible) _____




*Subject: _____

*Date/Time Period: _____

*Map or Place: _____

*Label important information:

FOR PUBLIC RELEASE

Political Key: Capital city ...red ☆ City... black ● Boundaries...black /	Physical Key: Mountain... brown △ River... blue  Battle...black  Desert...yellow Forest...green Ocean/Sea...blue	Longitude: _____ Latitude: _____	Scale: _____ Miles... _____	Travels of... _____ name 	Compass: N W —+— E S
---	---	---	--	--	--

*Use any Bible, recommended text, encyclopedia, or internet for this lesson.

2014-15 Copyright

***Permission given to SOWers, who purchased these worksheets, to copy for use for their families only!**

SOW CURRICULUM
Att: D & M Reece
10679 Sandringham Avenue
Baton Rouge,, LA 70815

FOR PUBLIC RELEASE